

Inductors

For General Applications Radial

EL Series EL0606 Type

FEATURES

- The EL series inductors are available in 6 form factors ranging from 0304 to 0909.
- With a miniature winding construction, these inductors nonetheless achieve high Q characteristics.
- Available in tape packaging to support automated mounting machines.

APPLICATIONS

Televisions, VCRs, personal computers, and other electronic equipment.

SPECIFICATIONS

Operating temperature range	-20 to +80°C [Including self-temperature rise]
Storage temperature range	-40 to +80°C [Unit of products]
Terminal tensile strength	EL0304: 4.9N min. EL0305: 7.84N min. EL0405: 7.84N min. EL0606: 14.7N min. EL0607: 14.7N min. EL0909: 14.7N min.

PRODUCT IDENTIFICATION

<u>EL</u>	<u>0405</u>	<u>RA-</u>	<u>1R0</u>	<u>K</u>	<u>-3</u>
(1)	(2)	(3)	(4)	(5)	(6)

(1)Series name

(2)Dimensions

0304	4×3×4mm (lead pitch 2.5mm)
0305	5×3.8×5mm (lead pitch 5mm)
0405	5.4×4.4×7mm (lead pitch 5mm)
0606	6.4×6×10mm (lead pitch 5mm)
0607	7.4×6.2×10mm (lead pitch 5mm)
0909	9.4×9×13.5mm (lead pitch 5mm)

(3)Packaging style

RA	Ammo-pack
RR	Reel

(4)Inductance value

R22	0.22μH
1R0	1μH

(5)Inductance tolerance

J	±5%
K	±10%
M	±20%

(6)TDK internal code

(Some products may not have this number. See the main body for details.)

PACKAGING STYLE AND QUANTITIES

Packaging style	Type	Quantity
Ammo-pack	EL0304RA	3000 pieces
	EL0305RA	3000 pieces
	EL0405RA	3000 pieces
	EL0606RA	2000 pieces
	EL0607RA	2000 pieces
Taping	EL0909RR	500 pieces/reel

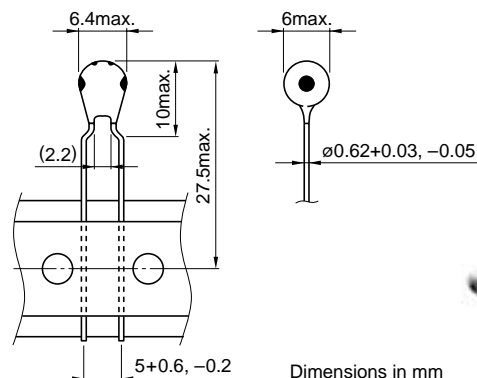
Inductors

For General Applications
Radial

EL Series EL0606 Type

AMMO-PACK TAPING STYLE

SHAPES AND DIMENSIONS



CHARACTERISTICS

Operating temperature range	-20 to +80°C [Including self-temperature rise 20°C max.]
Withstand voltage Erms	250V
Rated current	Based on inductance change [-10% to the initial value]
Terminal tensile strength	14.7N min.
Moisture resistance	$\Delta L/L \leq \pm 5\%$ $\Delta Q/Q \leq \pm 25\%$

ELECTRICAL CHARACTERISTICS

Inductance (µH)	Inductance tolerance	Q min.	Test frequency L, Q(MHz)	Self-resonant frequency (MHz)min.	DC resistance (Ω)max.	Rated current (mA)max.	Part No.
0.22	±10%	50	25.2	150	0.15	816	EL0606RA-R22K
0.27	±10%	50	25.2	150	0.15	816	EL0606RA-R27K
0.33	±10%	50	25.2	150	0.15	816	EL0606RA-R33K
0.39	±10%	50	25.2	130	0.15	816	EL0606RA-R39K
0.47	±10%	50	25.2	130	0.15	816	EL0606RA-R47K
0.56	±10%	50	25.2	130	0.2	707	EL0606RA-R56K
0.68	±10%	50	25.2	120	0.2	707	EL0606RA-R68K
0.82	±10%	50	25.2	120	0.2	707	EL0606RA-R82K
1	±5%	50	7.96	100	0.2	707	EL0606RA-1R0J
1.2	±5%	50	7.96	85	0.2	707	EL0606RA-1R2J
1.5	±5%	50	7.96	70	0.22	674	EL0606RA-1R5J
1.8	±5%	50	7.96	60	0.22	674	EL0606RA-1R8J
2.2	±5%	50	7.96	55	0.25	632	EL0606RA-2R2J
2.7	±5%	50	7.96	50	0.27	608	EL0606RA-2R7J
3.3	±5%	50	7.96	45	0.3	577	EL0606RA-3R3J
3.9	±5%	50	7.96	40	0.32	559	EL0606RA-3R9J
4.7	±5%	50	7.96	35	0.35	534	EL0606RA-4R7J
5.6	±5%	50	7.96	33	0.37	519	EL0606RA-5R6J
6.8	±5%	50	7.96	27	0.4	500	EL0606RA-6R8J
8.2	±5%	50	7.96	25	0.45	471	EL0606RA-8R2J
10	±5%	50	2.52	20	0.8	353	EL0606RA-100J
12	±5%	50	2.52	18	0.9	333	EL0606RA-120J
15	±5%	50	2.52	17	1	316	EL0606RA-150J
18	±5%	50	2.52	15	1.2	288	EL0606RA-180J
22	±5%	50	2.52	13	1.4	267	EL0606RA-220J
27	±5%	50	2.52	11	1.7	242	EL0606RA-270J
33	±5%	50	2.52	10.5	2	223	EL0606RA-330J
39	±5%	50	2.52	10	2.4	204	EL0606RA-390J
47	±5%	50	2.52	9.5	2.7	192	EL0606RA-470J
56	±5%	50	2.52	9	2.9	185	EL0606RA-560J
68	±5%	50	2.52	8.5	3.1	179	EL0606RA-680J
82	±5%	50	2.52	7.5	3.3	174	EL0606RA-820J
100	±5%	45	0.796	6.8	3.3	174	EL0606RA-101J
120	±5%	45	0.796	6.2	3.5	169	EL0606RA-121J
150	±5%	45	0.796	5.7	3.7	164	EL0606RA-151J
180	±5%	45	0.796	5.3	4	158	EL0606RA-181J

Inductors

For General Applications
Radial

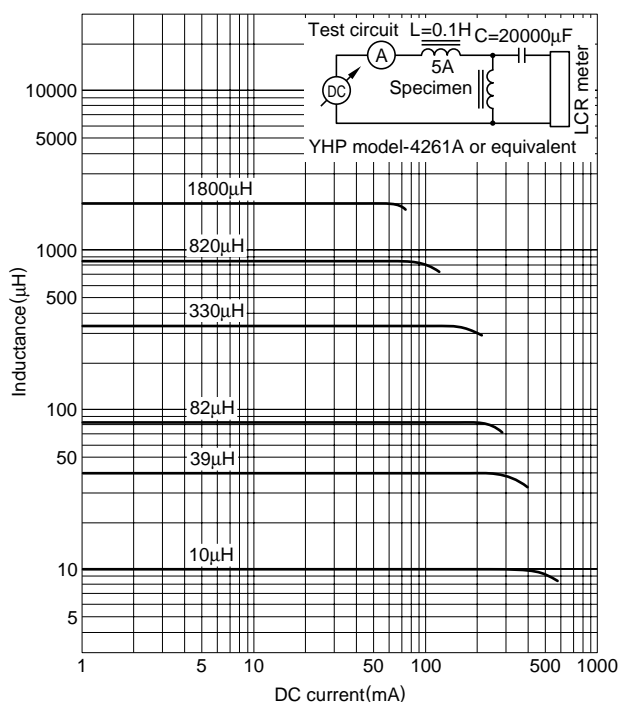
EL Series EL0606 Type

ELECTRICAL CHARACTERISTICS

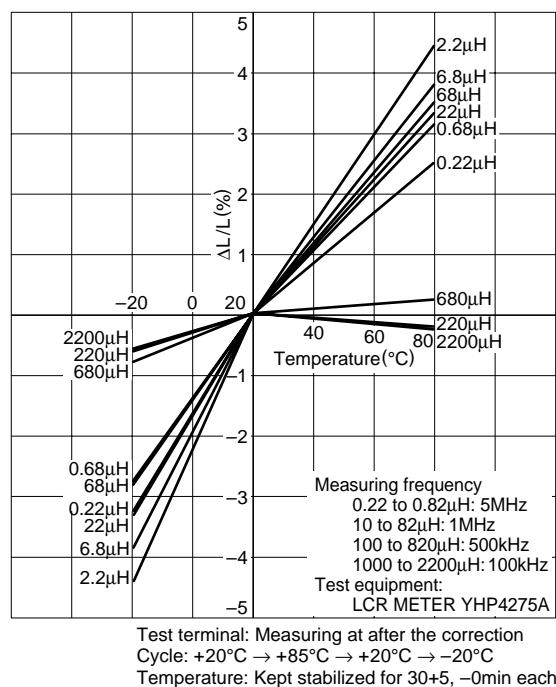
Inductance (μH)	Inductance tolerance	Q min.	Test frequency L, Q(MHz)	Self-resonant frequency (MHz)min.	DC resistance (Ω)max.	Rated current (mA)max.	Part No.
220	±5%	45	0.796	4	5.2	138	EL0606RA-221J
270	±5%	45	0.796	3.6	5.8	131	EL0606RA-271J
330	±5%	45	0.796	3.3	6.5	124	EL0606RA-331J
390	±5%	45	0.796	3	7.5	115	EL0606RA-391J
470	±5%	45	0.796	2.8	8	111	EL0606RA-471J
560	±5%	45	0.796	2.4	12.5	89	EL0606RA-561J
680	±5%	45	0.796	2.2	14	84	EL0606RA-681J
820	±5%	45	0.796	2	15.5	80	EL0606RA-821J
1000	±5%	40	0.252	1.8	18.5	73	EL0606RA-102J
1200	±5%	30	0.252	1.7	29	58	EL0606RA-122J
1500	±5%	30	0.252	1.5	34	54	EL0606RA-152J
1800	±5%	30	0.252	1.4	37	51	EL0606RA-182J
2200	±5%	30	0.252	1.2	42	48	EL0606RA-222J

TYPICAL ELECTRICAL CHARACTERISTICS

INDUCTANCE CHANGE vs. DC SUPERPOSITION CHARACTERISTICS



INDUCTANCE CHANGE vs. TEMPERATURE CHARACTERISTICS



Inductors

For General Applications

Radial

EL Series EL0606 Type

TYPICAL ELECTRICAL CHARACTERISTICS

Q vs. FREQUENCY CHARACTERISTICS

